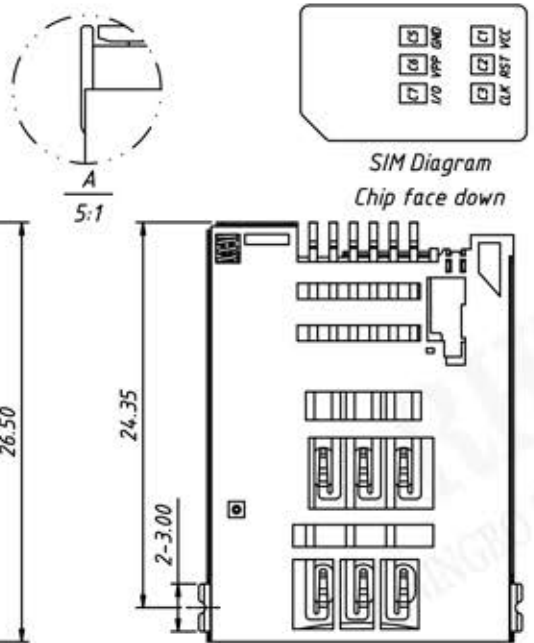
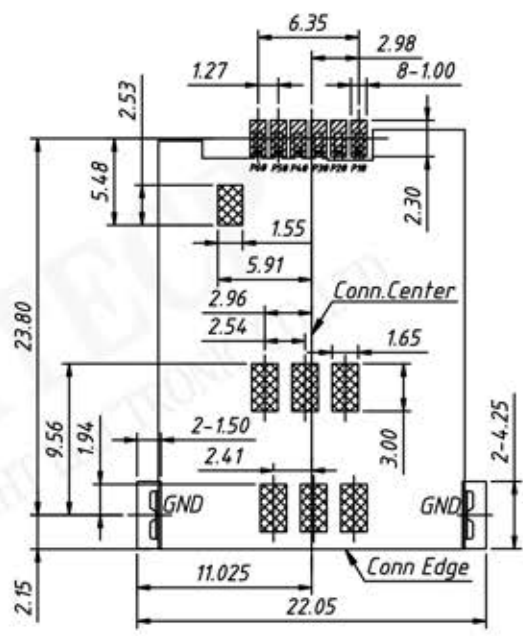


Pin No.	Description
P1 #	C1-VCC
P2 #	C5-GND
P3 #	C2-RST
P4 #	C6-VPP
P5 #	C3-CLK
P6 #	C7-I/O

**Material:**  
 Insulator: High Temperature Thermoplastic, UL94V-0.  
 Contact: Copper Alloy.  
 Shell: Stainless.  
**Plating:**  
 Contact: Plated Ni, contact point gold plated 15u" Au min, welding feet matte tin.  
 Shell: Plated Ni overall Plated G/F Selective contact area.  
 CD Pin: Plated Ni, tin feet, contact point brush gold.

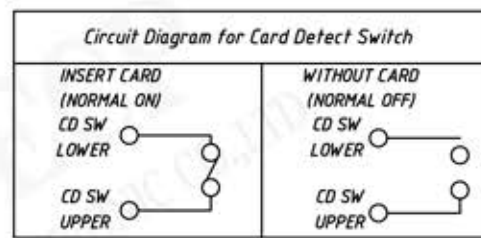


**Electrical:**  
 Current Rating: 0.5A.  
 Voltage Rating: 125V AC/DC  
 Ambient Temperature Range: -20°C ~ +60°C  
 Storage Temperature Range: -40°C ~ +70°C  
 Ambient Humidity Range: 95% R.H. Max.  
 Contact Resistance: 100mΩ Max.  
 Insulation Resistance: 1000MΩ Min./500V DC  
 Mating Cycles: 5000 Insertions.  
 Temperature: 260°C



RECOMMENDED PCB LAYOUT (TOP VIEW)  
 GENERAL TOLERANCES: ±0.05

SOLDER AREA  
 NONE CIRCUIT DIAGRAM AREA



UNITS:mm	SHEET SIZE:A4		SCALE: ---
> 0 ~ 3	> 3 ~ 18	> 18 ~ 50	> 50 ~ 120
± 0.12	± 0.15	± 0.3	± 0.5