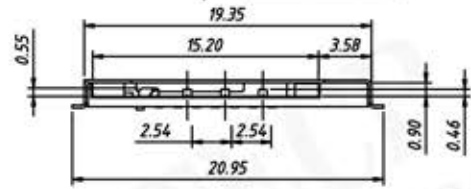
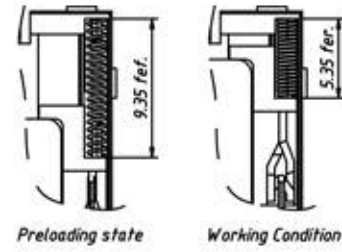
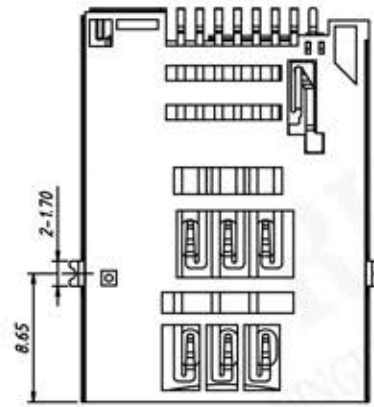


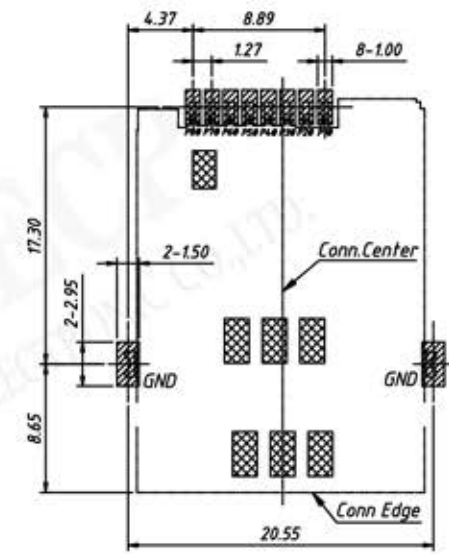
Pin No.	Description
P1 #	C1-VCC
P2 #	C5-GND
P3 #	C2-RST
P4 #	C6-VPP
P5 #	C3-CLK
P6 #	C7-I/O
P7 #	POL
P8 #	DET



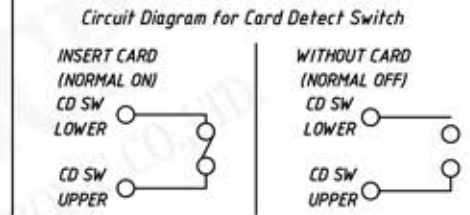
Finish:
 Contact:Gold Flash Plated On Contact Area;Gold Flash Plated On Solder Tails,With Entire Contact Underplated 50u" min Nickel.
 Shell:50u" min Nickel Underplated Overall,Gold Flash Plated On Solder Tails.



Material:
 Housing:LCP,UL94V-0
 Contact:C5210R-H,T=0.15
 Shell:SUS304,T=0.20
 Mylar:Polyester.



RECOMMENDED PCB LAYOUT(TOP VIEW)
 GENERAL TOLERANCES:±0.05
 SOLDER AREA
 NONE CIRCUIT DIAGRAM AREA



UNITS:mm	SHEET SIZE:A4		SCALE: ---
> 0~3	> 3~18	> 18~50	> 50~120
± 0.12	± 0.15	± 0.3	± 0.5