

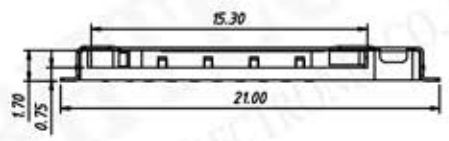


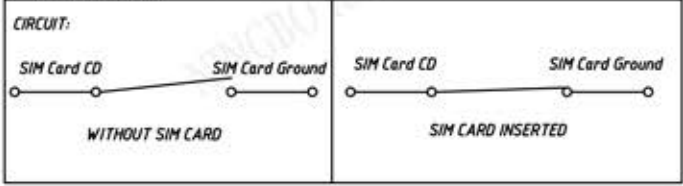
RECOMMENDED PCB LAYOUT :Pattern
GENERAL TOLERANCE ±0.05 :Prohibited Area

SIM Pin Assignment	
Pin #	Name
C1	VCC
C2	RST
C3	CLK
C4	Reserved
C5	GND
C6	VPP
C7	I/O
C8	Reserved



Material:
 Insulator:H-Temperature Plastic,UL94V-0.Black.
 Contact:Copper Alloy,T=0.15mm
 Shell:Stainless Steel,T=0.15mm
Finsh:
 Terminal:50u" min Nickel Underplated on
 Allover,Gold Plating on Contact Arer,80u" min
 Tin on Solder Tail.
 Shell:50u" Nickel Underplated on Allover,Gold
 Flash on Solder Latch.

Electrical:
 Current Rating:0.5A.
 Voltage Rating:5.0 Vrms.
 Insulation Resistance:500M Min.At DC 500V DC
 Withstanding Voltage:250V ACrms For 1 Minute.
 Contact Resistance:100M Max.At 10MA/20mV MAX.
 Operating Temperature:-55°C TO +85°C
 Mating Cycles:5000 Insertions.



UNITS:mm	SHEET SIZE:A4		SCALE: ---
> 0~ 3	> 3~ 18	> 18~ 50	> 50~ 120
± 0.12	± 0.15	± 0.3	± 0.5