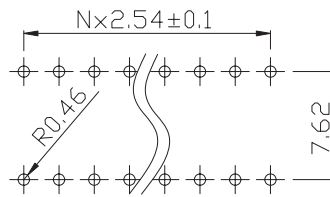
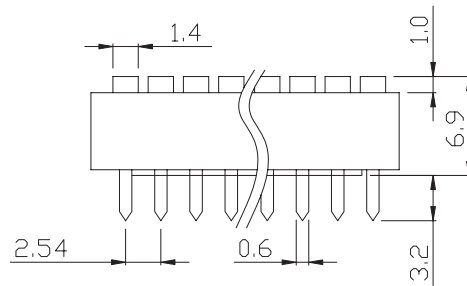
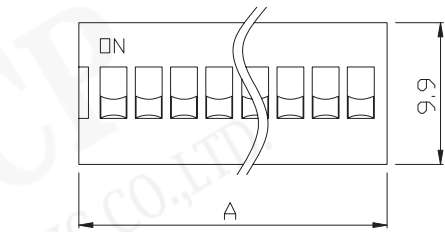
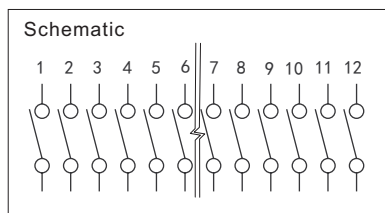


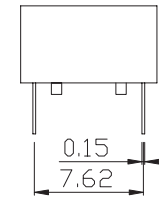
Model No.	No. Pos.	A
DS-01	1	4.10
DS-02	2	6.64
DS-03	3	9.18
DS-04	4	11.72
DS-05	5	14.26
DS-06	6	16.80
DS-07	7	19.34
DS-08	8	21.88
DS-09	9	24.42
DS-10	10	26.96
DS-12	12	32.04



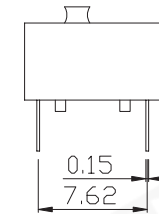
PCB LAYOUT



DSR Type



DS Type



## DIP Switch Series

### RE-S-DS-XX-X-00

#### SPECIFICATIONS

Mechanical life: 2000 operations per switch  
 Operation Force :  $\leq 9.8N$  max.  
 Stroke: 2.0mm  
 Operation Temp:  $-20^{\circ}C \sim +70^{\circ}C$   
 Electrical life: 2000 operations per switch-24 VDC, 25mA  
 Contact Resistance: 50m max. at initial  
 Non-Switching Rating: 100mA, 50VDC  
 Switching Rating: 25mA, 24VDC  
 Circuit: Single pole single throw

#### Soldering and Cleaning Processes

Keep all switch contacts in their "OFF" position for all operations

## ORDER INFORMATION

RE-S-DS-XX-R-00

Part Number: RE-S-DS-XX-R-00  
 DS : Bulge Type Dip Switch  
 DSR: Recessed Type Dip Switch  
 Number of Pos.: 01-12 Pos.  
 Packaging: 0=Tube 1=Tape  
 0: Non-sealed  
 1: With sealed  
 Color: R=Red B=Blue